

Magellan Global Fund (Closed Class)

ARSN: 126 366 961

Ticker: MGF

Fund Facts

Portfolio Managers	Lead Portfolio Manager: Hamish Douglass Co-Portfolio Manager: Arvid Streimann		
Structure	Global Equity Fund (Closed Class Units) \$A Unhedged		
Inception Date	30 November 2020		
Management Fee ¹	1.35% per annum		
Fund Size / NAV Price	AUD \$3,182.2 million / \$1.9006 per unit		
Distribution Frequency	Semi-annually		
Performance Fee ¹	10.0% of the excess return of the units of the Fund above the higher of the Index Relative Hurdle (MSCI World NTR Index) and the Absolute Return Hurdle (the yield of 10-year Australian Government Bonds). Additionally, the Performance Fees are subject to a high water mark.		
iNAV tickers	Bloomberg Thomson Reuters IRESS	MGF AU Equity MGF.AX MGF.ASX	MGFIV Index MGFAUiv.P MGFAUDINAV.ETF

¹All fees are inclusive of the net effect of GST

Fund Features

- 'Closed-ended' unit class of the Magellan Global Fund (Ticker: MGF)
- A specialised and focused long-only global equity portfolio
- Relatively concentrated portfolio of typically 20 to 40 high-quality securities
- Benchmark unaware
- Target cash distribution of 4% per annum, paid semi annually
- Typical cash exposure between 0% - 20%
- Investors can buy or sell units on ASX like any other listed security
- An attractive distribution reinvestment plan with a 7.5% discount to the NAV per Closed Class Unit. The discount will be paid by Magellan Financial Group

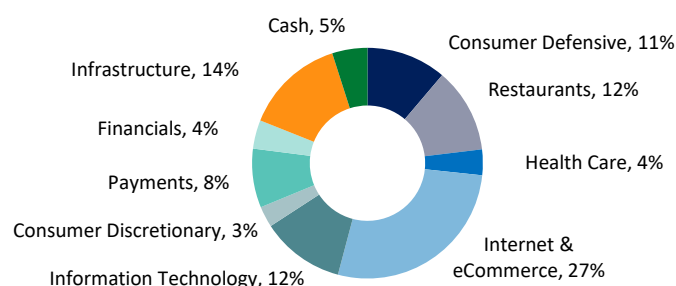
Fund Performance[^]

	Fund (%)	Index (%) ⁺	Excess (%)
1 Month	4.5	3.2	1.3
3 Months	8.6	10.2	-1.6
Since Inception	3.9	8.9	-5.0

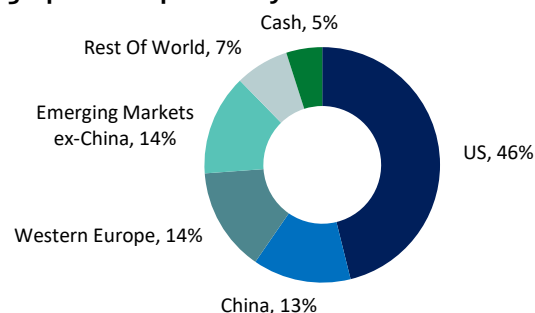
Top 10 Holdings

In alphabetical order	Sector [#]
Alibaba Group Holding Ltd	Internet & eCommerce
Alphabet Inc	Internet & eCommerce
Facebook Inc	Internet & eCommerce
Intercontinental Exchange Inc	Financials
Microsoft Corporation	Information Technology
Netflix Inc	Internet & eCommerce
SAP SE	Information Technology
Starbucks Corporation	Restaurants
Tencent Holdings Ltd	Internet & eCommerce
Visa Inc	Payments

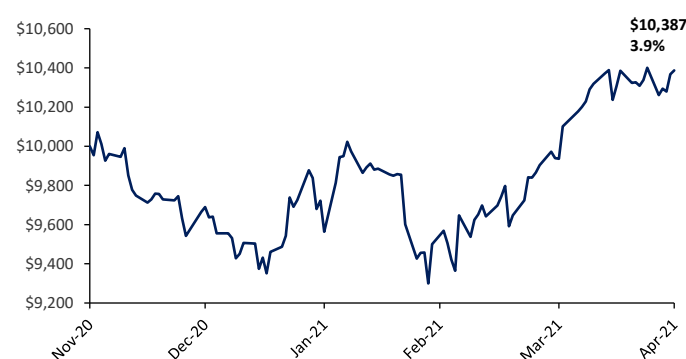
Sector Exposure by Source of Revenue[#]



Geographical Exposure by Source of Revenue[#]



Performance Chart growth of AUD \$10,000[^]

[^] Calculations are based on the NAV prices with distributions reinvested, after ongoing fees and expenses but excluding individual tax, member fees and entry fees (if applicable).[#] Sectors are internally defined. Geographical exposure is calculated on a look through basis based on underlying revenue exposure of individual companies held within the portfolio. Exposures may not sum to 100% due to rounding.⁺ MSCI World Net Total Return Index (AUD)

For personal use only

Important Information: Units in the fund(s) referred to herein are issued by Magellan Asset Management Limited ABN 31 120 593 946, AFS Licence No. 304 301 (**'Magellan'**). This material has been prepared for general information purposes only and must not be construed as investment advice or as an investment recommendation. This material does not take into account your investment objectives, financial situation or particular needs. This material does not constitute an offer or inducement to engage in an investment activity nor does it form part of any offer documentation, offer or invitation to purchase, sell or subscribe for interests in any type of investment product or service. You should read and consider any relevant offer documentation applicable to any investment product or service and consider obtaining professional investment advice tailored to your specific circumstances before making any investment decision. A copy of the relevant PDS relating to a Magellan financial product or service may be obtained by calling +61 2 9235 4888 or by visiting www.magellangroup.com.au. Past performance is not necessarily indicative of future results and no person guarantees the future performance of any fund, the amount or timing of any return from it, that asset allocations will be met, that it will be able to implement its investment strategy or that its investment objectives will be achieved. No representation or warranty is made with respect to the accuracy or completeness of any of the information contained in this material. Magellan will not be responsible or liable for any losses arising from your use or reliance upon any part of the information contained in this material. Further information regarding any benchmark referred to herein can be found at www.magellangroup.com.au. This material and the information contained within it may not be reproduced, or disclosed, in whole or in part, without the prior written consent of Magellan.

MGCC44316